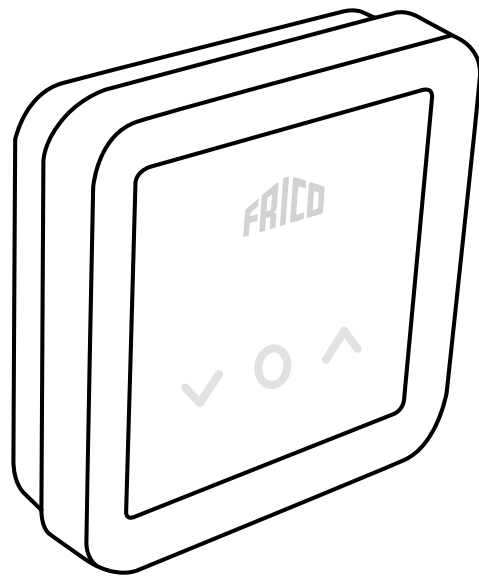


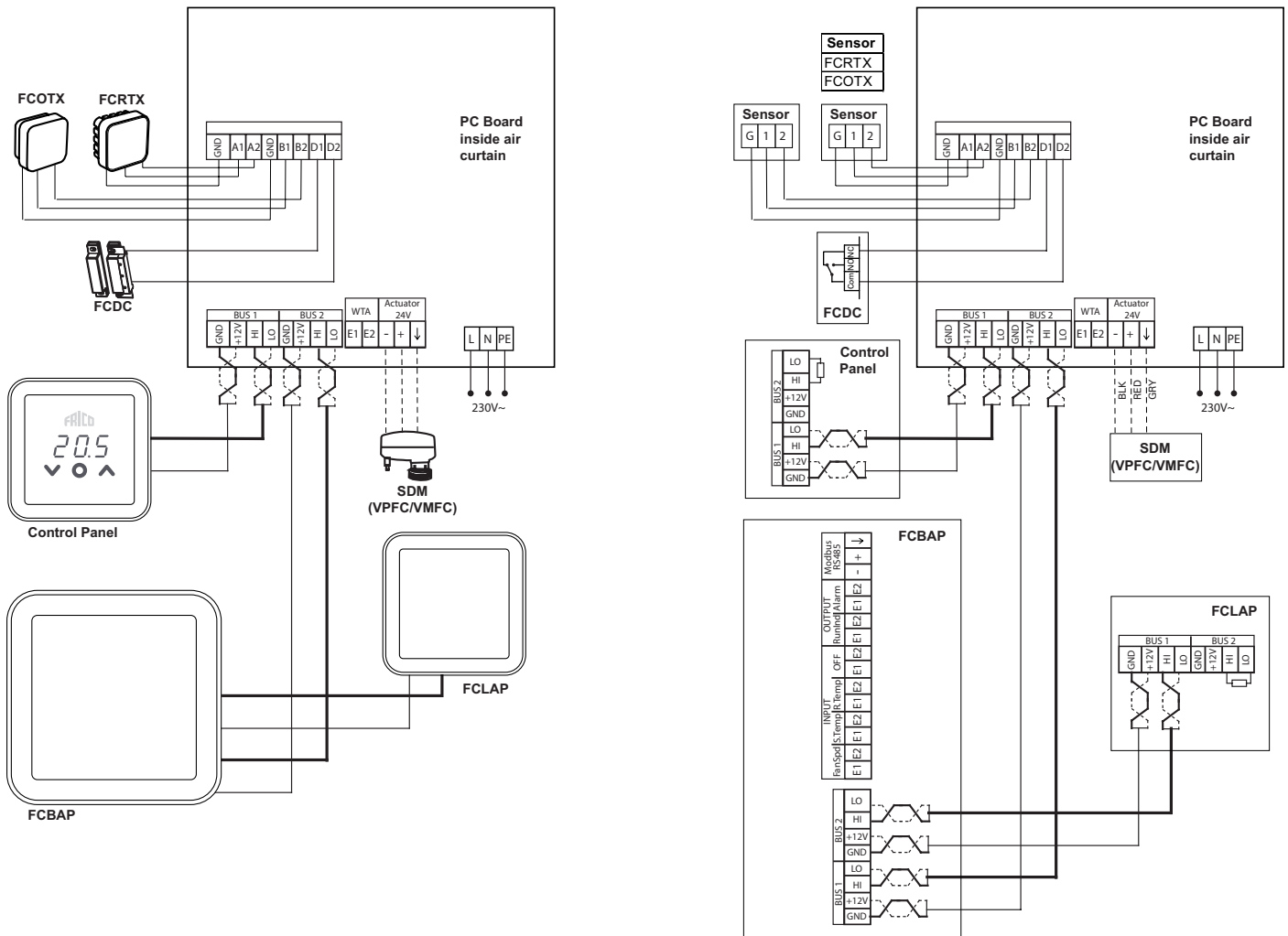
Wiring diagrams

Frico Control FC

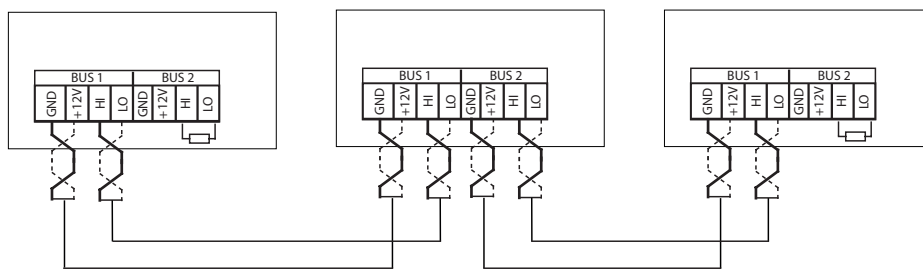
FCBPA



FC Building Pro - FCBPA



Termination at PC Board inside the air curtain



To reduce the risk of interference, the communication BUS should be terminated at each end, i.e. in the units that are located at the start and at the end of the BUS respectively. On delivery, all buses are pre-connected with a 120 Ohm resistor between terminals HI and LO on BUS2. When making further connections, remove the resistor. As an alternative to resistance, the termination switch on the board can be set to the "ON" position.

Main office

Frico AB
 Industrivägen 41
 SE-433 61 Sävedalen
 Sweden

Tel: +46 31 336 86 00
 mailbox@frico.se
 www.frico.net

**For latest updated information and information
 about your local contact: www.frico.net.**